



Naples Area Board of REALTORS®



Real life. Real answers.

p 239.597.1666
f 239.597.7725

www.NABOR.com
www.NaplesArea.com

February 2015
1455 Pine Ridge Road
Naples, FL 34109

Condominium Market Statistics by Price

	# Pending				# Closed				Median Closed Price (,000's)				Inventory		Average DOM	
	Feb. 2014	Feb. 2015	12-month ending 02/2014	12-month ending 02/2015	Feb. 2014	Feb. 2015	12-month ending 02/2014	12-month ending 02/2015	Feb. 2014	Feb. 2015	12-month ending 02/2014	12-month ending 02/2015	Feb. 2014	Feb. 2015	Feb. 2014	Feb. 2015
	\$0-\$300K	426	390	3,889	3,547	271	216	3,531	3,397	\$168	\$172	\$158	\$170	1,276	943	82
\$300K-\$500K	79	148	778	942	49	59	703	792	\$352	\$352	\$370	\$370	431	465	120	118
\$500K-\$1M	100	94	634	620	46	32	549	545	\$683	\$702	\$650	\$662	372	336	163	118
\$1M-\$2M	39	43	266	296	20	13	232	269	\$1,375	\$1,250	\$1,356	\$1,315	193	145	120	162
\$2M+	23	32	129	120	9	9	111	105	\$3,500	\$2,350	\$3,000	\$2,750	56	68	141	92
TOTAL	667	707	5,696	5,525	395	329	5,126	5,108	\$210	\$240	\$205	\$225	2,328	1,957	100	86
									Median > \$300K	\$600	\$482	\$548	\$530			

Condominium Market Statistics by Area

	# Pending				# Closed				Median Closed Price (,000's)				Inventory		Average DOM	
	Feb. 2014	Feb. 2015	12-month ending 02/2014	12-month ending 02/2015	Feb. 2014	Feb. 2015	12-month ending 02/2014	12-month ending 02/2015	Feb. 2014	Feb. 2015	12-month ending 02/2014	12-month ending 02/2015	Feb. 2014	Feb. 2015	Feb. 2014	Feb. 2015
	Naples Beach	200	174	1,420	1,302	112	72	1,322	1,245	\$550	\$656	\$503	\$550	673	483	124
North Naples	177	197	1,598	1,491	84	69	1,442	1,384	\$205	\$250	\$204	\$230	477	438	86	120
Central Naples	123	110	1,010	992	75	64	836	906	\$150	\$160	\$135	\$154	356	270	67	68
South Naples	110	131	1,039	1,051	75	74	918	945	\$164	\$170	\$140	\$155	425	440	97	67
East Naples	53	92	569	646	44	50	541	585	\$209	\$247	\$214	\$219	363	299	130	112
Immokalee/Ave Maria	1	0	13	7	1	0	11	7	\$27	NULL	\$146	\$175	5	1	12	0
TOTAL	664	704	5,649	5,489	391	329	5,070	5,072	\$210	\$240	\$205	\$225	2,299	1,931	100	86

Legend

Geographic Location	USPS Zip Codes
Naples Beach:	34102, 34103, 34108
North Naples:	34109, 34110, 34119
Central Naples:	34104, 34105, 34116
South Naples:	34112, 34113
East Naples:	34114, 34117, 34120, 34137
Immokalee/Ave Maria:	34142

Calculations are based on property listings that exist within Southwest Florida MLS. Only properties in Collier County, excluding Marco Island, are included. *Counts for breakdowns of available inventory for prior years are unavailable. **Median Sold Prices are unavailable for periods with zero sales reported. In order to compile congruent data from multiple sources under the new Matrix system, a new method of calculating days on market was adopted. Therefore, historic comparisons of this data will be released when adequate time has elapsed allowing for such comparison. The median refers to the middle value in a set of statistical values that are arranged in ascending or descending order, in this case prices at which homes were actually sold. Data entry anomalies and non-Naples zip codes may result in minor discrepancies. However, these anomalies are statistically insignificant. Single Family Homes are tabulated using properties with a building design of Single Family, Villa Detached, or Manufactured. Condo units are tabulated using properties with a building design of Low-Rise, Mid-Rise, High-Rise or Villa Attached.



Naples Area Board of REALTORS®



Real life. Real answers.

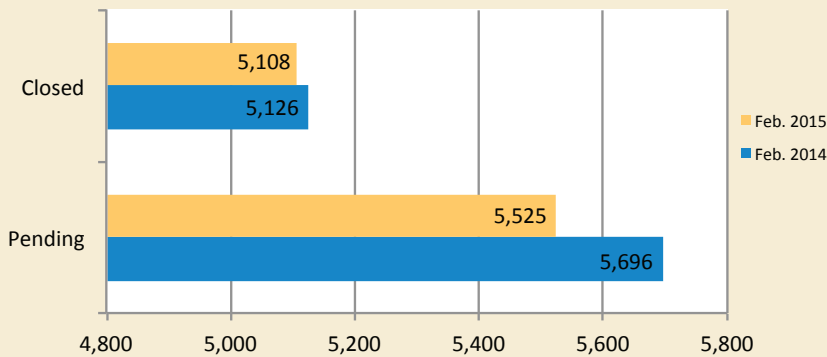
p 239.597.1666
f 239.597.7725

www.NABOR.com
www.NaplesArea.com

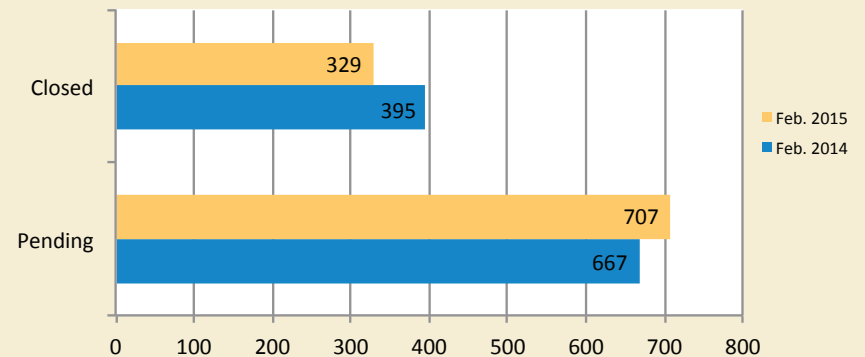
1455 Pine Ridge Road
Naples, FL 34109

February 2015

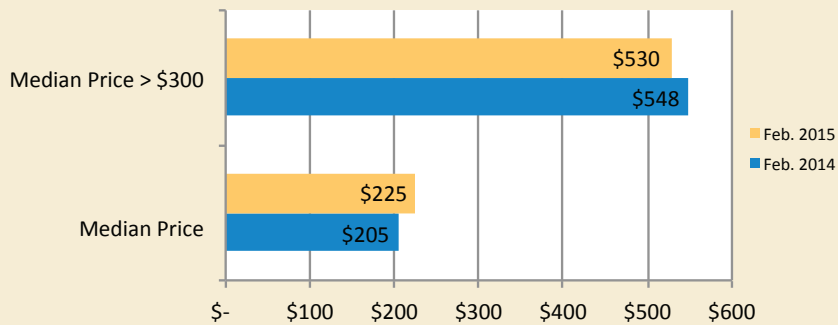
Most Recent 12 Months



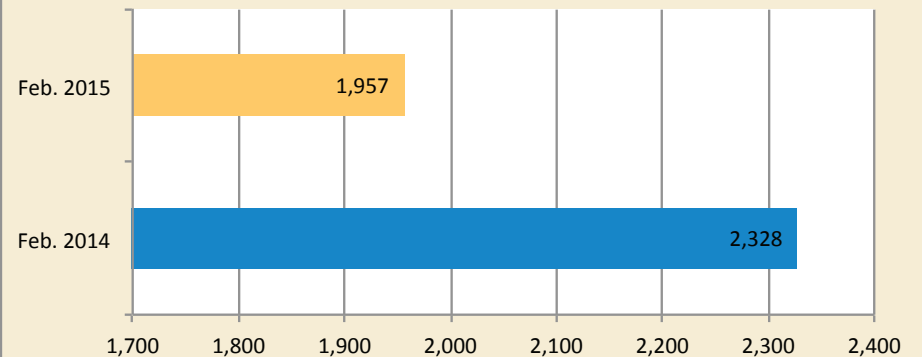
Month to Month



Median Closed Price (,000's) 12 Months Ending



Inventory



Calculations are based on property listings that exist within Southwest Florida MLS. Only properties in Collier County, excluding Marco Island, are included.