



Naples Area Board of REALTORS®



Your Leading Resource for Business

p 239.597.1666
f 239.597.7725

www.NABOR.com
www.NaplesArea.com

December 2018

1455 Pine Ridge Road
Naples, FL 34109

Overall Market Statistics by Price

	# Pending						# Closed						Median Closed Price (,000's)						Inventory			Average DOM		
	Dec 2017		Dec 2018		% Chg.	12-month ending 12/2017	12-month ending 12/2018	% Chg.	Dec 2017		Dec 2018		% Chg.	12-month ending 12/2017	12-month ending 12/2018	% Chg.	Dec 2017	Dec 2018	% Chg.	Dec 2017	Dec 2018	% Chg.		
\$0-\$300K	281	237	-16%	3,798	3,668	-3%	301	288	-4%	3,875	4,077	5%	\$ 220	\$ 216	-2%	\$ 220	\$ 220	0%	1,554	1,873	21%	82	83	1%
\$300K-\$500K	186	173	-7%	2,554	2,753	8%	154	216	40%	2,407	2,826	17%	\$ 368	\$ 371	1%	\$ 380	\$ 380	0%	1,511	1,795	19%	98	84	-14%
\$500K-\$1M	109	117	7%	1,641	1,672	2%	117	114	-3%	1,526	1,642	8%	\$ 640	\$ 633	-1%	\$ 650	\$ 653	0%	1,287	1,360	6%	145	135	-7%
\$1M-\$2M	86	46	-47%	699	730	4%	60	44	-27%	601	749	25%	\$ 1,437	\$ 1,240	-14%	\$ 1,350	\$ 1,385	3%	554	636	15%	134	108	-19%
\$2M+	34	39	15%	429	542	26%	25	21	-16%	406	477	17%	\$ 2,724	\$ 2,970	9%	\$ 3,062	\$ 3,030	-1%	585	593	1%	129	151	17%
TOTAL	696	612	-12%	9,121	9,365	3%	657	683	4%	8,815	9,771	11%	\$ 324	\$ 330	2%	\$ 330	\$ 345	5%	5,491	6,257	14%	104	95	-9%
Median > \$300K													\$ 551	\$ 468	-15%	\$ 514	\$ 512	0%						

Overall Market Statistics by Area

	# Pending						# Closed						Median Closed Price (,000's)						Inventory			Average DOM		
	Dec 2017		Dec 2018		% Chg.	12-month ending 12/2017	12-month ending 12/2018	% Chg.	Dec 2017		Dec 2018		% Chg.	12-month ending 12/2017	12-month ending 12/2018	% Chg.	Dec 2017	Dec 2018	% Chg.	Dec 2017	Dec 2018	% Chg.		
Naples Beach	116	108	-7%	1,648	1,738	5%	101	86	-15%	1,613	1,732	7%	\$ 740	\$ 660	-11%	\$ 775	\$ 772	0%	1,244	1,425	15%	113	91	-19%
North Naples	195	156	-20%	2,536	2,660	5%	189	191	1%	2,447	2,730	12%	\$ 370	\$ 400	8%	\$ 380	\$ 410	8%	1,541	1,637	6%	103	107	4%
Central Naples	114	98	-14%	1,459	1,472	1%	92	107	16%	1,406	1,524	8%	\$ 261	\$ 244	-7%	\$ 251	\$ 260	4%	666	788	18%	100	88	-12%
South Naples	107	104	-3%	1,477	1,443	-2%	109	116	6%	1,431	1,488	4%	\$ 235	\$ 250	6%	\$ 242	\$ 250	3%	866	1,011	17%	110	89	-19%
East Naples	152	129	-15%	1,864	1,887	1%	152	162	7%	1,784	2,003	12%	\$ 318	\$ 317	0%	\$ 310	\$ 315	2%	1,060	1,271	20%	99	93	-6%
Immokalee/Ave Maria	5	6	20%	53	74	40%	6	15	150%	52	157	202%	\$ 245	\$ 240	-2%	\$ 251	\$ 281	12%	47	91	94%	27	101	274%
TOTAL	689	601	-13%	9,037	9,274	3%	649	677	4%	8,733	9,634	10%	\$ 323	\$ 335	4%	\$ 330	\$ 344	4%	5,424	6,223	15%	104	95	-9%

Legend

Geographic Location	USPS Zip Codes
Naples Beach:	34102, 34103, 34108
North Naples:	34109, 34110, 34119
Central Naples:	34104, 34105, 34116
South Naples:	34112, 34113
East Naples:	34114, 34117, 34120, 34137
Immokalee/Ave Maria:	34142

Calculations are based on property listings that exist within Southwest Florida MLS. Only properties in Collier County, excluding Marco Island, are included. *Counts for breakdowns of available inventory for prior years are unavailable. **Median Sold Prices are unavailable for periods with zero sales reported. The median refers to the middle value in a set of statistical values that are arranged in ascending or descending order, in this case prices at which homes were actually sold. Data entry anomalies and non-Naples zip codes may result in minor discrepancies. However, these anomalies are statistically insignificant. Single Family Homes are tabulated using properties with a building design of Single Family, Villa Detached, or Manufactured. Condo units are tabulated using properties with a building design of Low-Rise, Mid-Rise, High-Rise or Villa Attached.



Naples Area Board of REALTORS®



Your Leading Resource for Business

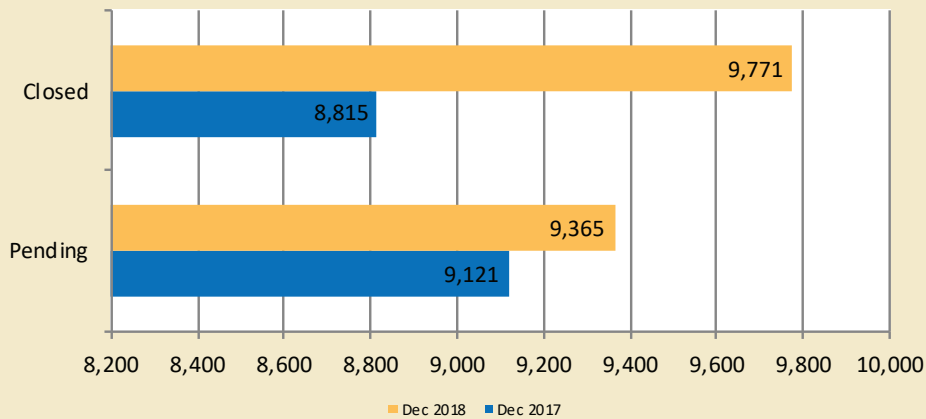
p 239.597.1666
f 239.597.7725

www.NABOR.com
www.NaplesArea.com

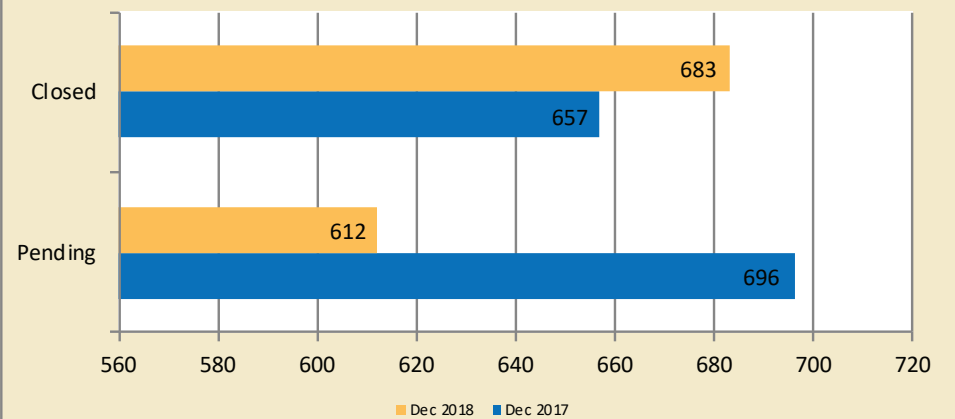
December 2018

1455 Pine Ridge Road
Naples, FL 34109

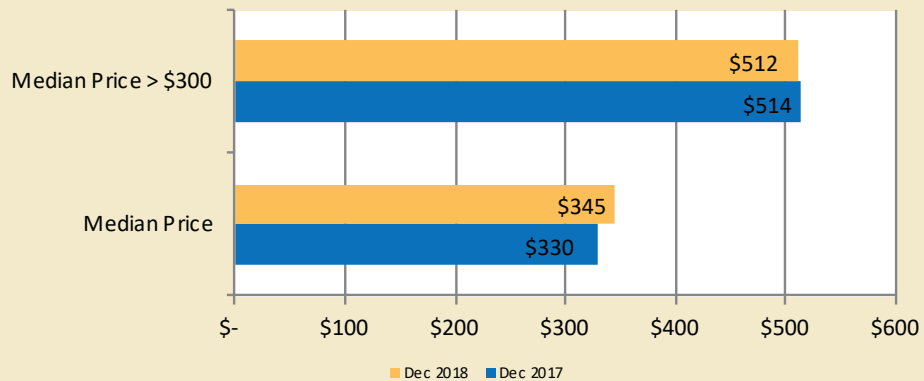
Most Recent 12 Months



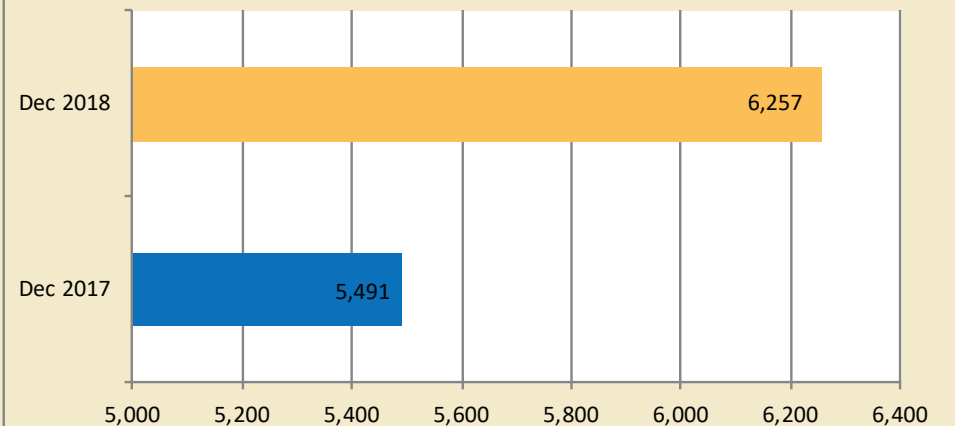
Month to Month



Median Closed Price (,000's) 12 Months Ending



Inventory



Calculations are based on property listings that exist within Southwest Florida MLS. Only properties in Collier County, excluding Marco Island, are included.